



AP SERIES

MODELS AC/AV6 & AC/AV8

The AP Series

Rugged, metallic centrifugal pumps are compact in design, easy to operate and handle, and economically priced. Built from high quality 316 stainless steel, these pumps are available in horizontal, vertical, or vertical cantilevered designs. All wetted parts are constructed of corrosion resistant materials to withstand the harshest chemical environments.

Features

- Corrosion resistant 316 stainless steel
- Close coupled
- Back pull out design for easy service
- Compact design
- NPT connections (BSP, tri-clamp, or flanged connections available for AC models only)
- Standard and high head impellers
- Bellows Type 21 seals
- Standard NEMA motor frames (IEC motor frames standard for AC models only)
- FKM, EPDM, or carbon lower bushings (AV models only)
- ATEX certified (AC models with ATEX motors only)
- 1.8 specific gravity with no impeller trim
- Maximum temperature: 300°F (149°C)
- Maximum working pressure: 100 psi (6.9 bar) AC6
120 psi (8.3 bar) AC8



AC8



AC6

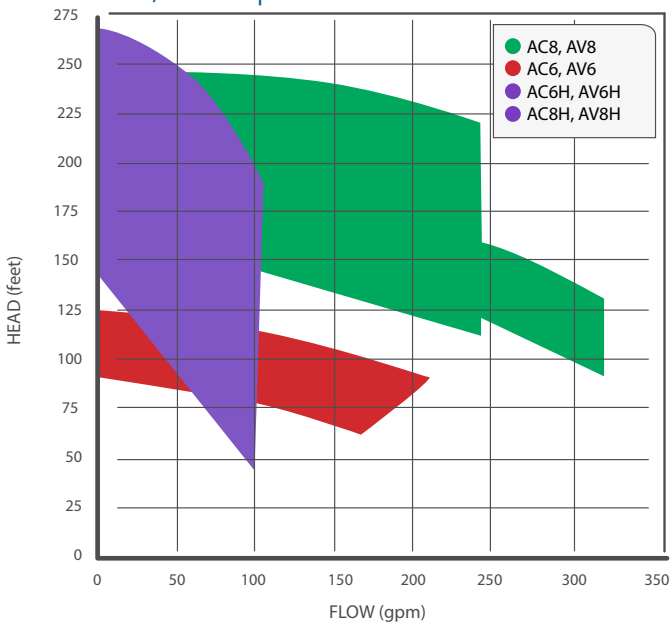


AV8

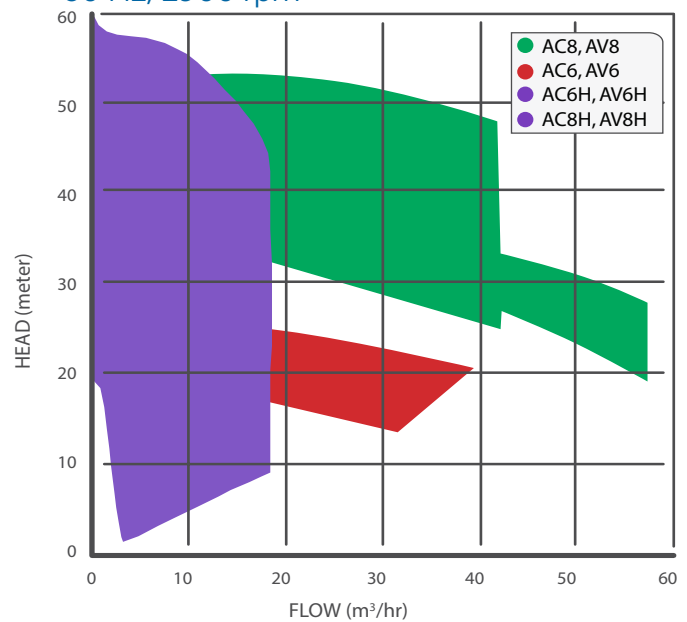
Typical Applications

- Chemical processing
- Printed circuit boards
- Pharmaceutical
- Waste water treatment

60 Hz, 3450 rpm



50 Hz, 2900 rpm



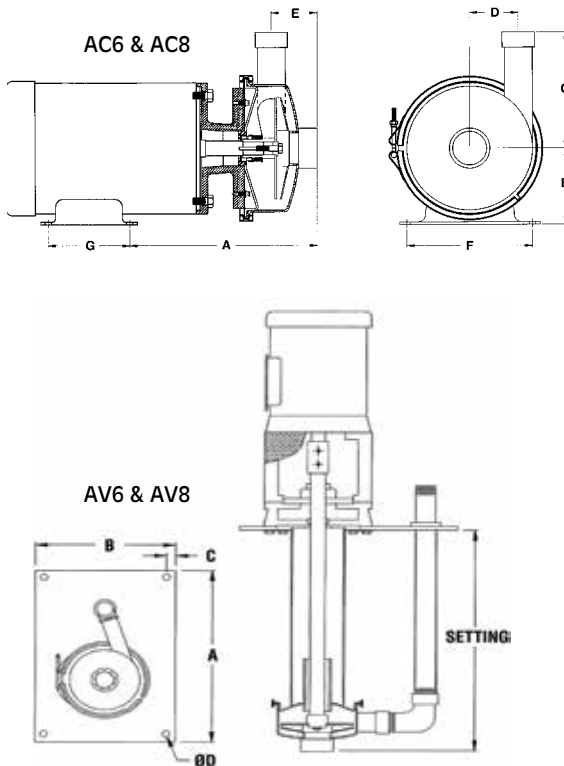
AP SERIES

Specifications

Model	Suction x Discharge	Impeller Size		Maximum Flow		Maximum Head		Motor Drive	
	FNPT or FBSP inch	inch	cm	3450 rpm gpm	2900 rpm m ³ /h	3450 rpm ft	2900 rpm m	3450 rpm hp	2900 rpm kW
AC6	1-1/2 x 1-1/4	5-1/4, 5-3/4, 6	13.3, 14.6, 15.2	122	23	137	29.2	7-1/2	5.5
AC6/AV6	2 x 1-1/2			216	39.5	130	28	7-1/2	5.5
AC6H/AV6H	1-1/4 x 3/4	6-1/4	15.9	100	18.5	144	31	7-1/2	5.5
AC8/AV8	2 x 1-1/2	6-1/2, 7, 7-1/2, 8	16.5, 18, 19, 20	242	44	247	53	15	11
AC8	2-1/2 x 2	6-1/2, 7	16.5, 17	320	58	192	41.5	15	11
AC8H/AV8H	1-1/4 x 3/4	7, 8	17.8, 20.3	106	19	263	59	15	7.5

Model	Suction x Discharge	Impeller Size		Maximum Flow		Maximum Head		Motor Drive	
	FNPT or FBSP inch	inch	cm	1725 rpm gpm	1450 rpm m ³ /h	1725 rpm ft	1450 rpm m	1725 rpm hp	1450 rpm kW
AC6	1-1/2 x 1-1/4	5-1/4, 5-3/4, 6	13.3, 14.6, 15.2	62	11	34	7.3	3	2.2
AC6/AV6	2 x 1-1/2			110	19.5	32.1	7	3	2.2
AC6H/AV6H	1-1/4 x 3/4	6-1/4	15.9	50	9	36	7.75	3	2.2
AC8/AV8	2 x 1-1/2	6-1/2, 7, 7-1/2, 8	16.5, 18, 19, 20	217	39	61	13.1	7-1/2	5.5
AC8	2-1/2 x 2	6-1/2, 7	16.5, 17	200	36.5	45	9.6	7-1/2	5.5
AC8H/AV8H	1-1/4 x 3/4	7, 8	17.8, 20.3	90	17	65	14	7-1/2	5.5

Dimensions



Model	NEMA Frame	Suction	Discharge	A	B	C	D	E	F	G
AC6	182-184JM	1-1/2	1-1/4	11	4-1/2	5-3/4	2-1/2	2-7/16	7-1/2	4-1/2 / 5-1/2
		2	1-1/2	11-1/8	4-1/2	5-3/4	2-7/16	2-5/8	7-1/2	4-1/2 / 5-1/2
	145JM	1-1/2	1-1/4	10-3/8	3-1/2	5-3/4	2-1/2	2-7/16	5-1/2	5
		2	1-1/2	10-1/2	3-1/2	5-3/4	2-7/16	2-5/8	5-1/2	5
AC6H	All	1-1/4	3/4	9-5/16	3-1/2	5-1/4	2-7/8	1-3/4	5-1/2	5
AC8S	184JM	2	1-1/2	11-3/8	4-1/2	7-5/16	3-1/2	2-5/8	7-1/2	5-1/2
	213JM	2	1-1/2	12-1/2	5-1/4	7-5/16	3-1/2	2-5/8	8-1/2	5-1/2
	213-215JM	2-1/2	2	12-7/8	5-1/4	7-5/16	3-3/16	3-1/8	8-1/2	5-1/2 / 7
AC8H	182-184JM	1-1/4	3/4	10-5/16	4-1/2	5-1/4	3-3/4	2-1/16	7-1/2	4-1/2 / 5-1/2
	145JM	1-1/4	3/4	9-9/16	3-1/2	5-1/4	3-3/4	2-1/16	7-1/2	5

Model	NEMA Frame	Suction	Discharge	Setting*	A	B	C	D
AV6/AV8	All	2	1-1/2	22 / 34 / 46	18	12	3/4	9/16
AV6H/AV8H	All	1-1/4	3/4	22 / 34 / 46	18	12	3/4	9/16

*Setting dimension is approximate.



FINISH THOMPSON INC. - UNITED STATES
 921 Greengarden Road | Erie, PA 16501
 800.934.9384 | ph 814.455.4478 | fx 814.455.8518
 email fti@finishthompson.com

FINISH THOMPSON INC. - GERMANY
 Otto-Hahn-Strasse 16 | Maintal, D-63477 Germany
 49 (0)6181-90878-0 | fx 49 (0)6181-90878-18
 email fti@finishthompson.com