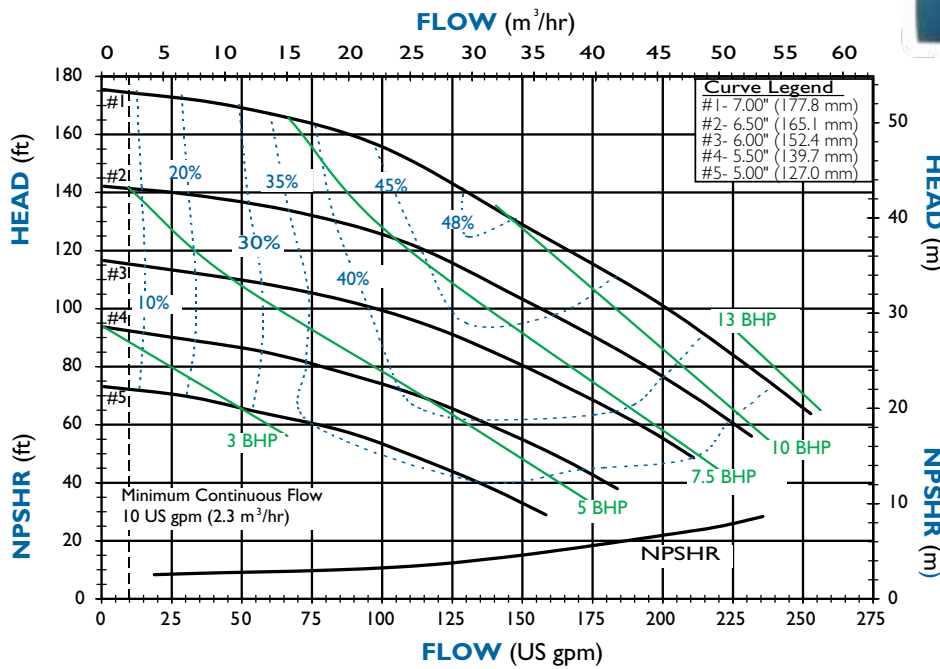


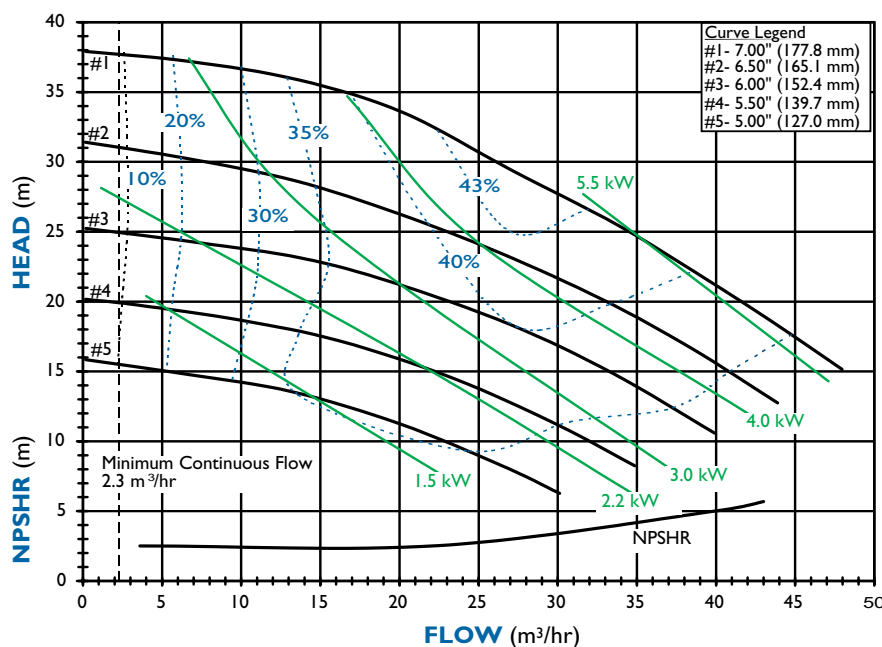
SP Series: Model SP22



SP22 PERFORMANCE 3450 RPM*



SP22 PERFORMANCE 2900 RPM*



Notes: Maximum power @ 60 Hz is 13 hp (9.7 kW). [Consult factory for applications above 10 hp (7.5 kW).] At 50 Hz, maximum power is 7.5 kW (10 hp).

*Performance curves above are based on flooded suction. Performance will vary with suction lift conditions. For performance at various suction lifts, see curve book on FTI web site (www.finishthompson.com) or contact factory.

Warning! SP Series not recommended for pumping flammables!



FEATURES & CAPABILITIES

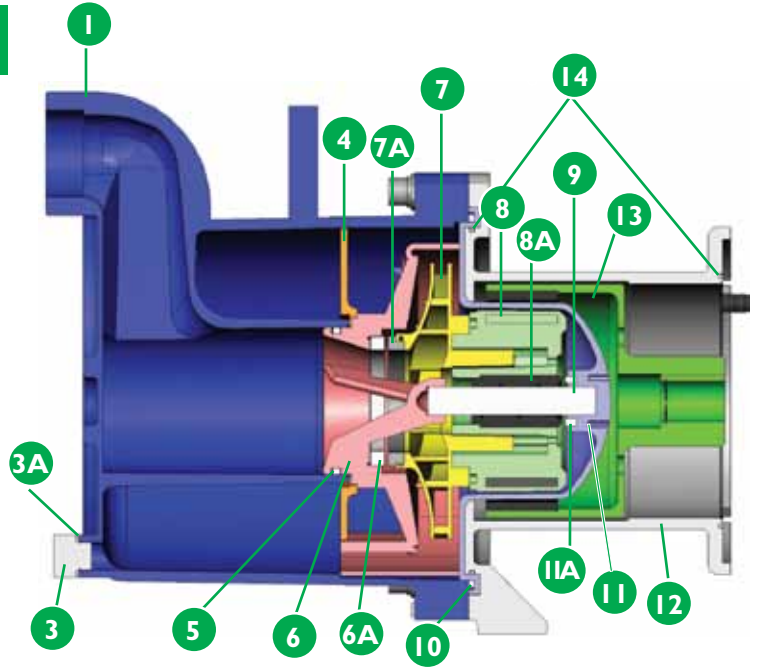
- + Self-priming, magnetic drive
- + Five-year warranty
- + Easy set measurement free drive
- + Provides up to 25 ft. (7.6 m) lift or equivalent
- + Primes 15 ft. (4.57 m) in 90 seconds (with maximum diameter impeller at 60 Hz with 3" pipe)
- + Retains fluid for re-priming when shut off without a check valve
- + Extended run dry ability (with carbon bushing)
- + High operating efficiency
- + Polypropylene or PVDF construction
- + Powerful neodymium magnets
- + Close-coupled design
- + Threaded (NPT or BSP), union or flange connections
- + Impeller trims available every 1/8" (.32 cm) between smallest and largest diameter
- + Back pullout design
- + Mounts to NEMA and IEC (B5 or B14) motor frames
- + ISO 1940 G2.5 balancing
- + CE certified
- + High working pressure up to 90 psi (6.2 bar)
- + Specific gravity up to 1.8
- + Polypropylene—180° F (82° C)
- + PVDF—220° F (104° C)

APPLICATIONS

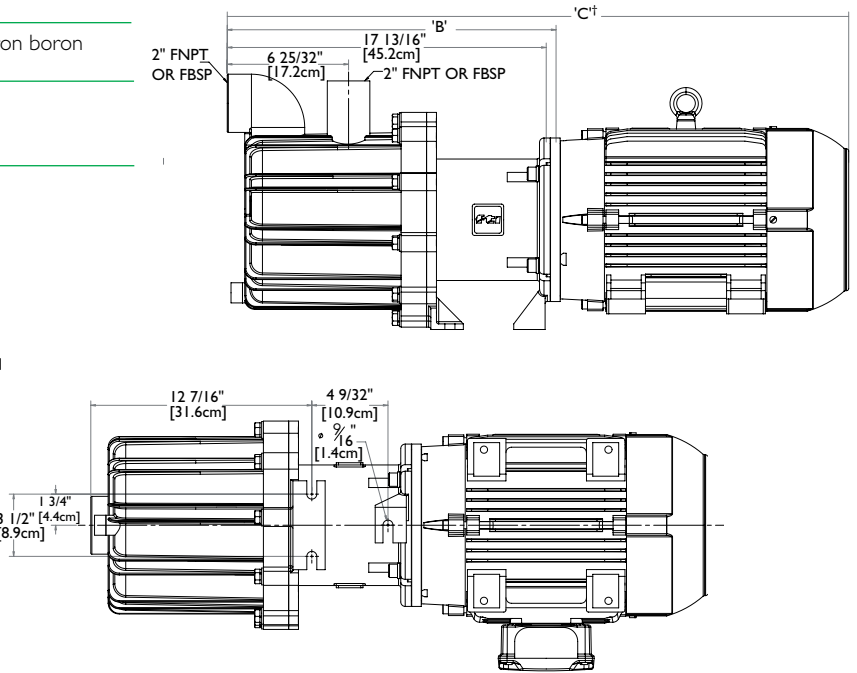
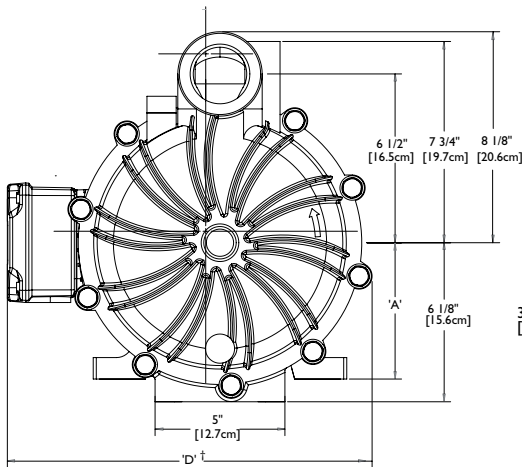
- + Rail cars
- + Tanker trucks
- + Tanks with an opening on top
- + Bulk storage to day or process tank transfer
- + Sumps and reservoirs
- + Below grade storage tanks
- + Over-the-wall applications
- + When run-dry protection is needed
- + and many more!

| Description | Polypropylene Models | PVDF Models |
|---|---|--|
| 1 Housing | | |
| 4 Separator plate | Glass-fiber reinforced polypropylene | Carbon-fiber reinforced PVDF |
| 6 Inner volute | | |
| 7 Impeller | | |
| 3A, 5, 10 O-ring options | FKM, EPDM | |
| 3 Fill and drain plugs* | Polypropylene | PVDF |
| 6A Inner volute thrust ring options | High purity alumina ceramic, silicon carbide | |
| 7A Impeller thrust washer options | Molybdenum disulfide filled PTFE, silicon carbide | |
| 8 Inner drive | Neodymium iron boron magnets encapsulated in unfilled polypropylene | Neodymium iron boron magnets encapsulated in unfilled PVDF |
| 8A Bushing options | Carbon, PTFE, high purity alumina ceramic, silicon carbide | |
| 9 Shaft options | High purity alumina ceramic, Hastelloy® C, silicon carbide | |
| 11 Barrier | Glass-fiber reinforced polypropylene | Carbon-fiber reinforced PVDF |
| 11A Barrier thrust ring | High purity alumina ceramic | |
| 12 Motor adapter | Ductile iron | |
| 13 Outer drive magnets | Nickel-plated neodymium iron boron magnets/steel | |
| 14 Motor adapter sealing kit (NEMA only) | Buna N (std), FKM, EPDM | |

*Fill plug not shown



Hastelloy® C is a registered trademark of Haynes International, Inc.



| Motor Frame | A | B | C† | D† | Weight - lbs. [kg] | |
|-----------------------------|--------------------|---------------------|---------------------|---------------------|--------------------|-----------|
| | | | | | PP | PVDF |
| NEMA 184TC | 4-1/2" [11.4 cm] | 17-13/16" [45.2 cm] | 31-1/16" [78.9 cm] | 12-15/32" [31.7 cm] | 46 [20.9] | 52 [23.6] |
| NEMA 213/215 | 5-1/4" [13.3 cm] | 18-11/32" [46.6 cm] | 34-11/16" [88.1 cm] | 14-1/32" [35.7 cm] | 51 [23.1] | 57 [25.9] |
| IEC 90 w/B14 or B5 | 3-17/32" [9.0 cm] | 18-11/16" [47.5 cm] | 29-11/16" [75.4 cm] | 11-11/16" [29.7 cm] | 54 [29.7] | 60 [27.2] |
| IEC 100 w/B14 or B5 | 3-15/16" [10.0 cm] | 18-11/16" [47.5 cm] | 31-1/8" [79.1 cm] | 12-1/8" [30.8 cm] | 54 [24.5] | 60 [27.2] |
| IEC 112 w/B14 or B5 | 4-13/32" [11.2 cm] | 18-11/16" [47.5 cm] | 31-7/8" [81.0 cm] | 12-1/8" [30.8 cm] | 54 [24.5] | 60 [27.2] |
| IEC 132 w/ B14 or B5 | 5-3/16" [13.0 cm] | 18-3/4" [47.6 cm] | 34-27/32" [88.5 cm] | 14-3/16" [36.0 cm] | 57 [25.9] | 63 [28.6] |

Note: Dimensions and weights are for reference only. Weights listed are for pumps only. Motor weight not included.

†Varies with motor manufacturer.

