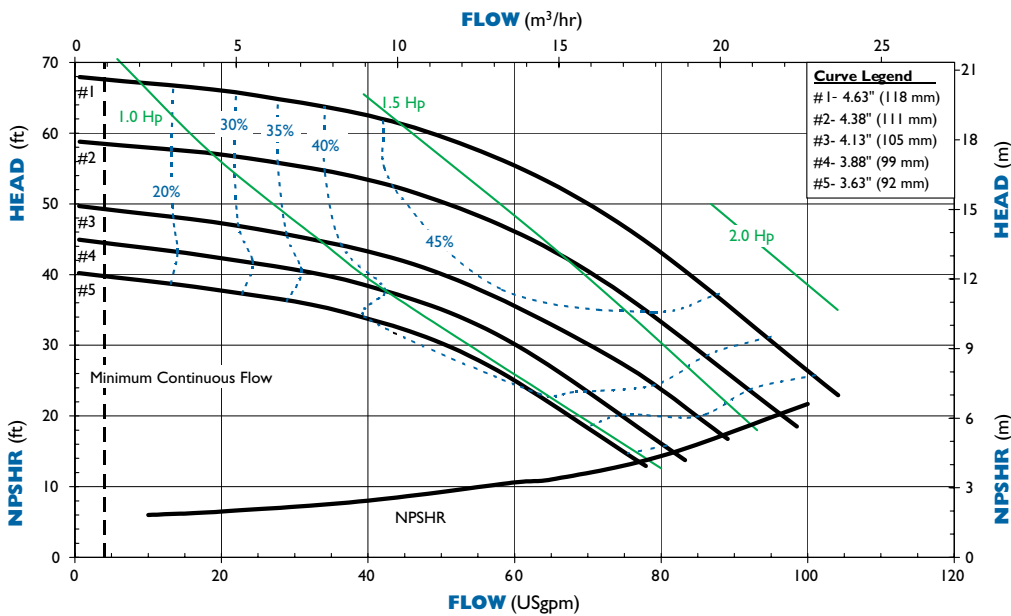


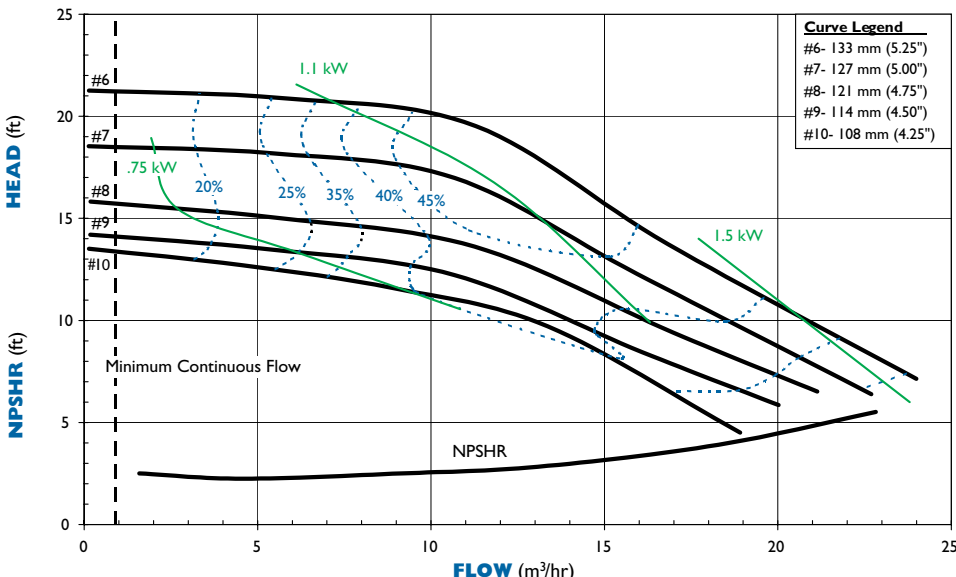
# SP Series: Model SPI I



## SPII PERFORMANCE Flooded Suction 3450 RPM\*



## SPII PERFORMANCE Flooded Suction 2900 RPM\*



Notes: Performance curves above are based on flooded suction.

\*Performance will vary with suction lift conditions. For performance at various suction lifts, see curve book on FTI web site ([www.finishthompson.com](http://www.finishthompson.com)) or contact factory.

**Warning! SP Series not recommended for pumping flammables!**

## FEATURES & CAPABILITIES

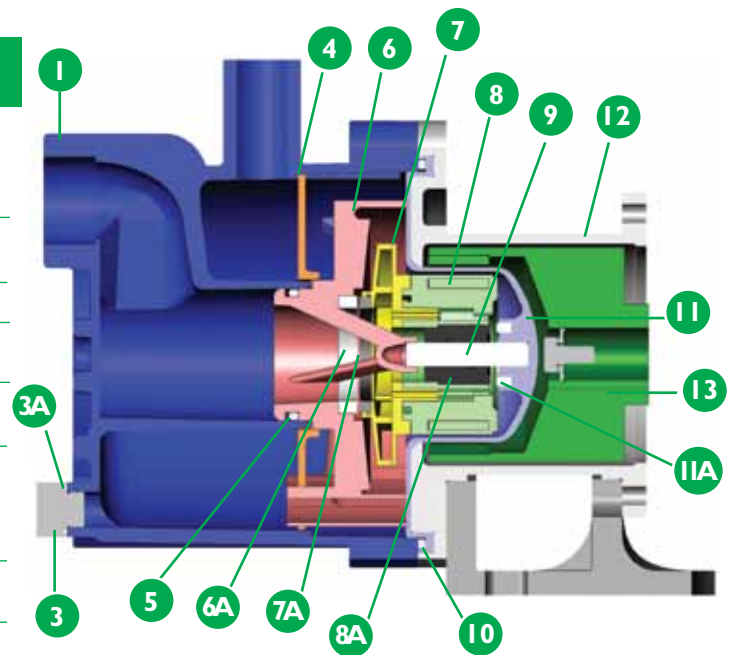
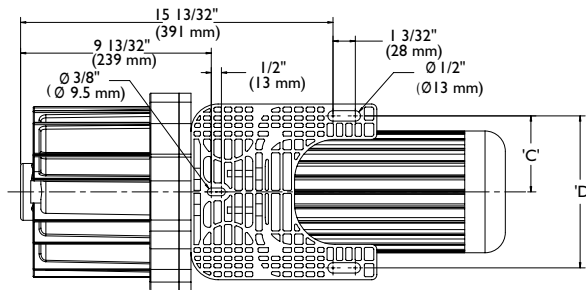
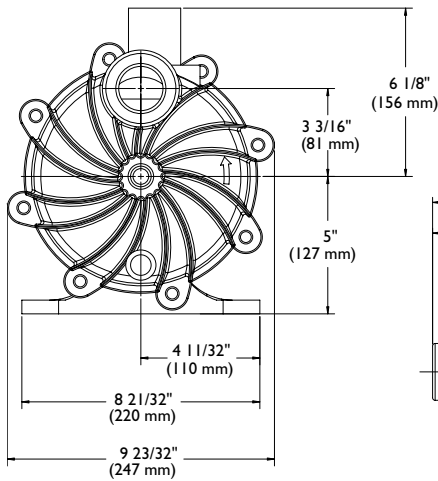
- + Self-priming, magnetic drive
- + Five-year warranty
- + Provides up to 25 ft. (7.6 m) lift or equivalent
- + Primes 18 ft. (5.5 m) in 90 seconds with maximum diameter impeller
- + Retains fluid for re-priming when shut off without a check valve
- + Extended run dry ability (with carbon bushing)
- + High operating efficiency
- + Polypropylene or PVDF construction
- + Powerful neodymium magnets
- + Close-coupled design
- + Threaded (NPT or BSP), union or flange connections
- + Back pullout design
- + Mounts to NEMA and (B5 & B14) IEC motor frames
- + Easy set measurement free drive
- + ISO 1940 G2.5 balancing
- + CE certified
- + High working pressure up to 90 psi (6.2 bar)
- + Specific gravity over 1.8
- + Polypropylene—180° F (82° C)
- + PVDF—220° F (104° C)

## APPLICATIONS

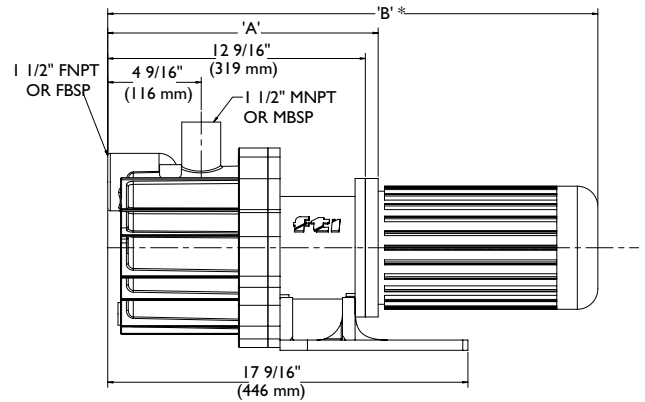
- + Rail cars
- + Tanker trucks
- + Tanks with an opening on top
- + Bulk storage to day or process tank transfer
- + Sumps and reservoirs
- + Below grade storage tanks
- + Over-the-wall applications
- + When run-dry protection is needed
- + and many more!

Description	Polypropylene Models	PVDF Models
<b>1</b> Housing		
<b>4</b> Separator plate	Glass-fiber reinforced polypropylene	Carbon-fiber reinforced PVDF
<b>6</b> Inner volute		
<b>7</b> Impeller		
<b>3A, 5, 10</b> O-ring options	FKM, EPDM	
<b>3</b> Fill and drain plugs*	Polypropylene	PVDF
<b>6A</b> Inner volute thrust ring options	High purity alumina ceramic, silicon carbide	
<b>7A</b> Impeller thrust washer options	Molybdenum disulfide filled PTFE, silicon carbide	
<b>8</b> Inner drive	Neodymium iron boron magnets encapsulated in unfilled polypropylene	Neodymium iron boron magnets encapsulated in unfilled PVDF
<b>8A</b> Bushing options	Carbon, PTFE, high purity alumina ceramic, silicon carbide	
<b>9</b> Shaft options	High purity alumina ceramic, Hastelloy® C, silicon carbide	
<b>11</b> Barrier	Glass-fiber reinforced polypropylene	Carbon-fiber reinforced PVDF
<b>11A</b> Barrier thrust ring	High purity alumina ceramic	
<b>12</b> Motor adapter	Ductile iron	
<b>13</b> Outer drive magnets	Nickel-plated neodymium iron boron magnets/steel	

\*Fill plug not shown



Hastelloy® C is a registered trademark of Haynes International, Inc.



Also available 1-1/2" x 1-1/2" 150 lb. ANSI-ISO PN20/PN40 flange or 50 mm x 50 mm union connection.

Motor Frame	A	B	C†	D†	Weight - lbs. [kg]	
					PP	PVDF
<b>NEMA 56C</b>	12-9/16" [31.9 cm]	24-9/16" [62.4 cm]	3-3/4" [9.5 cm]	7-1/2" [19.1 cm]	25 [11.3]	30 [13.6]
<b>NEMA 145</b>	12-9/16" [31.9 cm]	23-5/16" [59.2 cm]	3-3/4" [9.5 cm]	7-1/2" [19.1 cm]	25 [11.3]	30 [13.6]
<b>NEMA 184TC</b>	13-7/16" [31.4 cm]	25-11/16" [66.6 cm]	3-3/4" [9.5 cm]	7-1/2" [19.1 cm]	26 [11.8]	31 [14.1]
<b>IEC 80/90 w/B14 or B5</b>	13-3/16" [33.5 cm]	23-7/8" [60.6 cm]	3-3/4" [9.5 cm]	7-1/2" [19.1 cm]	25.5 [11.6]	30.5 [13.8]
<b>IEC 100 w/B14</b>	13-1/4" [33.7 cm]	25-13/32" [64.5 cm]	3-5/32" [8.0 cm]	6-10/32" [16.0 cm]	25.5 [11.6]	30.5 [13.8]
<b>IEC 112 w/B14</b>	13-1/4" [33.7 cm]	25-29/32" [65.8 cm]	3-3/4" [9.5 cm]	7-1/2" [19.1 cm]	25.5 [11.6]	30.5 [13.8]
<b>IEC 100 w/B5</b>	13-1/4" [33.7 cm]	25-25/32" [65.5 cm]	3-5/32" [8.0 cm]	6-10/32" [16.0 cm]	31.5 [14.3]	36.5 [16.6]
<b>IEC112 w/B5</b>	13-1/4" [33.7 cm]	26-5/8" [67.6 cm]	3-3/4" [9.5 cm]	6-10/32" [16.0 cm]	31.5 [14.3]	36.5 [16.6]

Dimensions and weights are for reference only. Weights listed are for pump only; motor not included.

†Varies with motor manufacturer.

